

Installation Instructions

Driftwood Fort

Part # APo81



Specifications: Driftwood Fort

- Material: Concrete with Structural Foam
- Approximate Size Assembly: 12'-10" x 8'-0" x 9'-5" Tall
- Approximate Weight: 11,500 lbs
- Maximum Fall Height: 8'-0" (assumes 12" of safety surfacing)
- Age Group: 5-12 Years Old

591 South Boulevard Street
Gunnison, Colorado 81230
info@idsculpture.com
970-641-1747

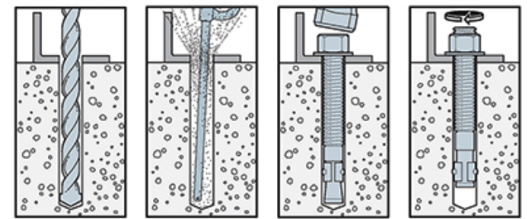


Required Parts (included):

- Driftwood Fort GFRC Sculpture
- Heavy Duty Hoist Ring: 4ct
- "Driftwood Fort" Drawing Set

Important Notes:

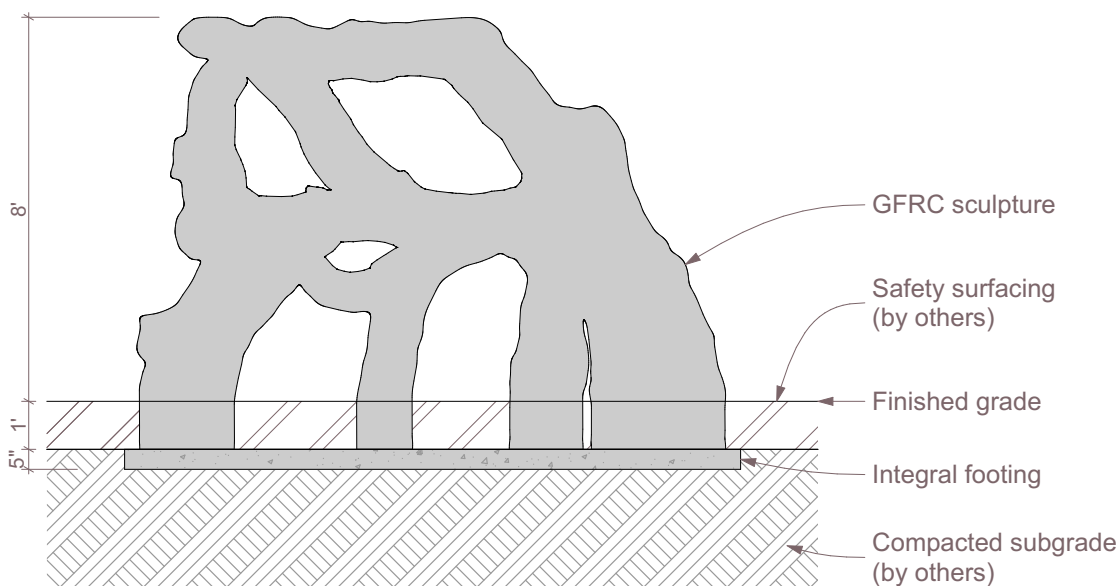
- *Warning: Installation over a hard surface such as asphalt, or packed earth may result in serious injury or death from falls.*
- *It is the responsibility of the installer to ensure all components are installed in compliance with ASTM F-1487.*
- *All site built footings should be allowed to cure for a minimum of 48 hours prior to installation.*



Typical Wedge Anchor Installation

Recommended Equipment (not included):

- 14' Lifting Straps: 4ct
- Lift: Reach Type Forklift or Skid Steer 12,000 lb Capacity
- 5/8" Shackles: 4ct
- Wrench Set / Socket Set
- Spreader Bar



Section

Installation Instructions

Driftwood Fort

Part # APo81

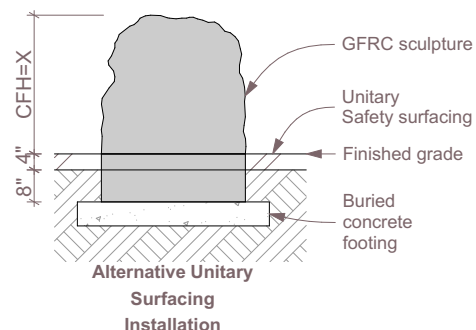
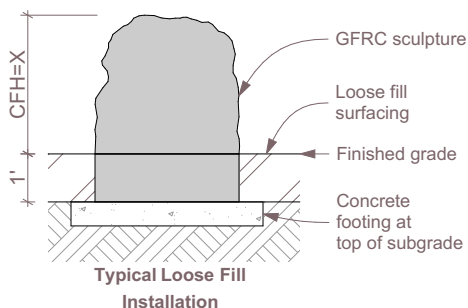


591 South Boulevard Street
Gunnison, Colorado 81230
info@idsculpture.com
970-641-1747

PRE-INSTALL CHECKLIST

Please review prior to ordering and installing ID Sculpture products.

- ☐ 1. Verify that you have the recommended lifting equipment to unload and install your component, as specified by the installation instructions. Please check the installation instructions for the weight of each component and shipping dimensions.
- ☐ 2. Develop a proper plan to access the site and control access prior to opening.
- ☐ 3. Call your local utilities to locate any potential existing below grade equipment?
- ☐ 4. FOR ALL SCULPTURES: Verify you have accounted for adjustments to the footing depth based on your choice of safety surfacing material. Footing depth must be adjusted to compensate for the depth/thickness requirements of the selected safety surfacing (*see diagrams below*). Layout drawings show the uninstalled dimensions of the component. If you require a modification to a standard component, please notify ID Sculpture when placing your order. *Additional charges may apply.*



*Critical Fall Height (CFH)

- ☐ 5. Verify that you have installed any required footings prior to the arrival of your sculptures. Please note, footings should be allowed to cure for a minimum of 7 days.

Important Safety Note:

Please install and maintain adequate protective surfacing under and around your equipment. Never let children play on the equipment before protective surfacing is installed. Please consult ASTM F1487 for more information.

Installation Instructions

Driftwood Fort

Part # APo81



ID SCULPTURE

PLAY. CLIMB. EXPLORE.

591 South Boulevard Street

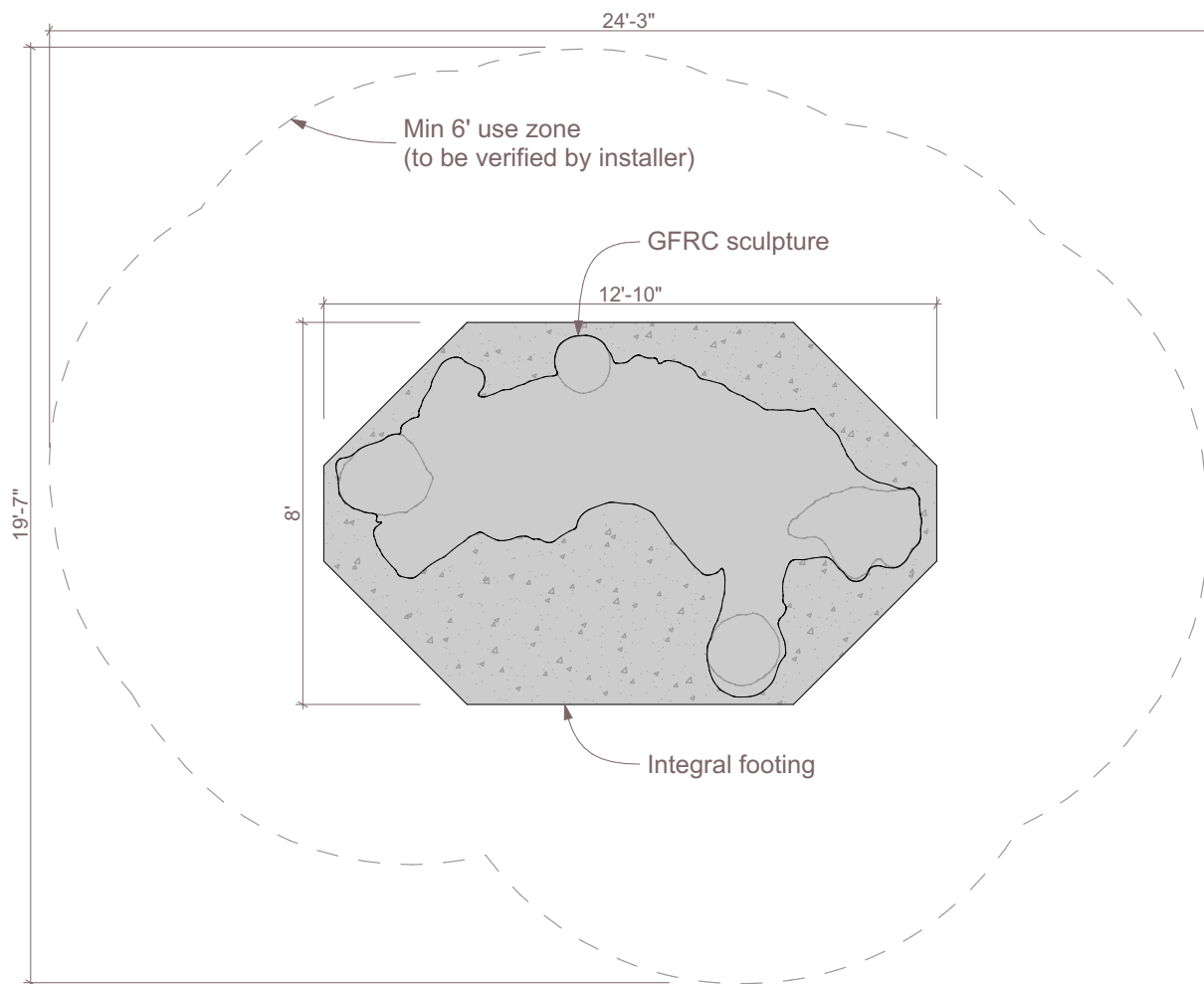
Gunnison, Colorado 81230

info@idsculpture.com

970-641-1747

Sculpture Installation:

1. Excavate the site below the top of subgrade as per the provided layout drawings.
2. Compact the subgrade beneath the sculpture, level using sand as necessary.
3. Make sure that the heavy duty hoist rings are securely attached to the bolts protruding from the sides of the integral footing. Secure the lifting straps to heavy duty hoist rings using the 5/8" shackles and connect to the spreader bar. Refer to pick diagram on P4.
4. Lift the sculpture using an appropriate reach forklift or crane taking care to equalize the load on straps.
5. Set the sculpture in place and verify layout and all use zones as required by ASTM 1487.
6. Remove heavy duty hoist rings.
7. Backfill so the subgrade is level with the top of the integral footing and compact as necessary.
8. Install resilient surfacing material in accordance with layout guidelines, and ASTM standards.



Plan

Installation Instructions

Driftwood Fort

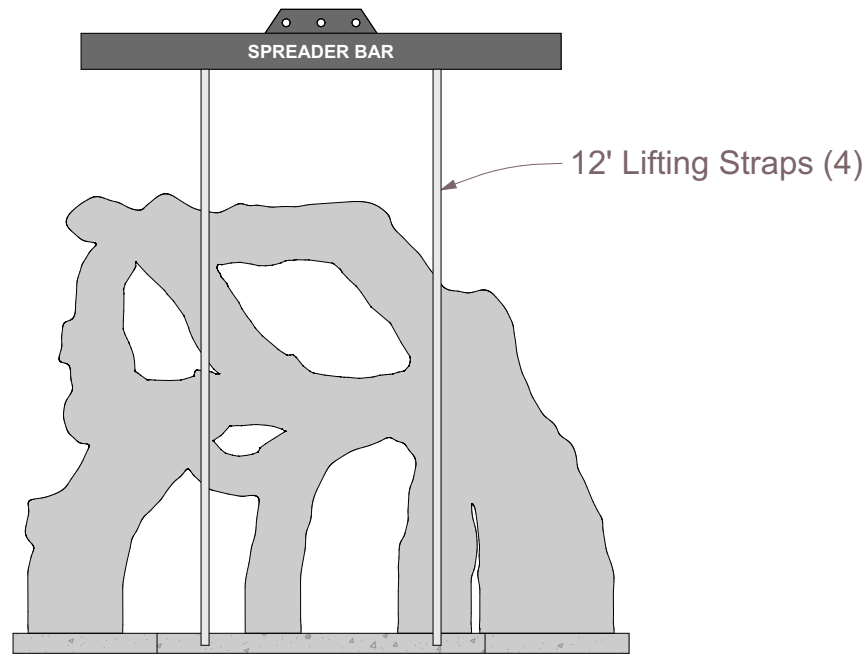
Part # APo81



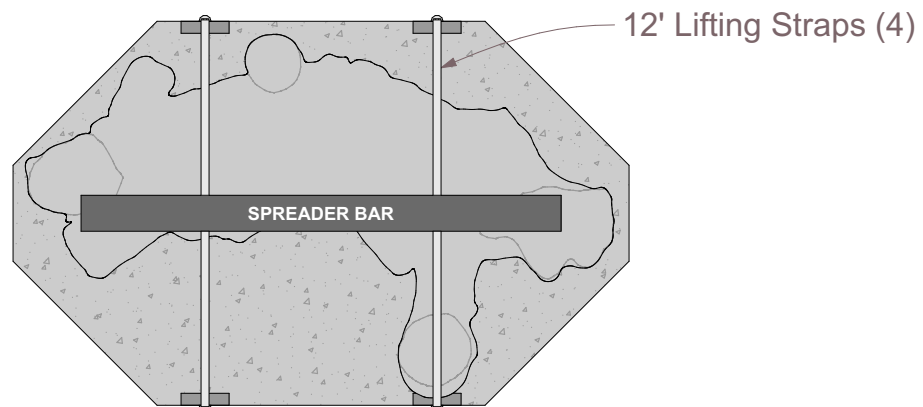
ID SCULPTURE

PLAY. CLIMB. EXPLORE.

591 South Boulevard Street
Gunnison, Colorado 81230
info@idsculpture.com
970-641-1747



Pick Diagram - Elevation



Pick Diagram - Plan