

# Installation Instructions

## Timber! (No Net)

Part # AP011N



591 South Boulevard Street  
Gunnison, Colorado 81230  
info@idsculpture.com  
970-641-1747

### Specifications: Timber! (No Net)

- Material: Concrete with Structural Foam
- Approximate Size Assembly: 16'-10" x 7'-4" x 6'-4" Tall
- Approximate Weight: 8,000 lbs
- Maximum Fall Height: 5'-0" (assumes 12" safety surfacing)
- Age Group: 2-5 Years Old

### Required Parts (included):

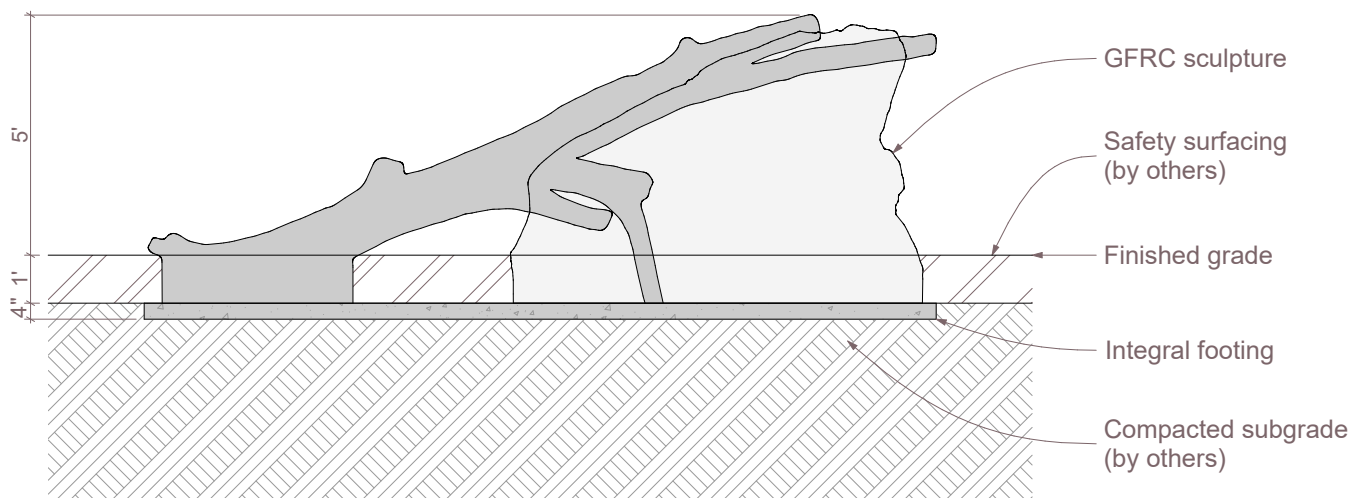
- Timber! GFRC Sculpture
- Heavy Duty Hoist Rings: 4ct
- "Timber!" Drawing Set

### Recommended Equipment (not included):

- 10' Lifting Straps: 4ct
- 10' Spreader Bar
- Lift: Reach Type Fork Lift or Crane 10,000 lb Capacity
- 5/8" Shackles: 4ct
- Wrench Set / Socket Set

### Important Notes:

- *Warning: Installation over a hard surface such as asphalt, or packed earth may result in serious injury or death from falls.*
- *It is the responsibility of the installer to ensure all components are installed in compliance with ASTM F-1487.*
- *All site built footings should be allowed to cure for a minimum of 48 hours prior to installation.*



Section

# Installation Instructions

## Timber! (No Net)

Part # AP011N



**ID SCULPTURE**

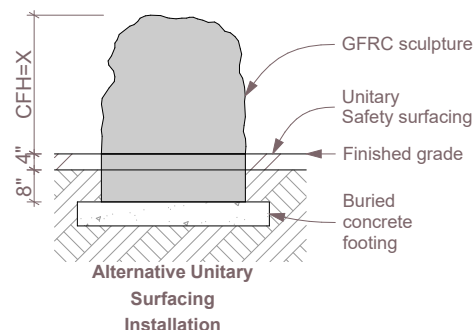
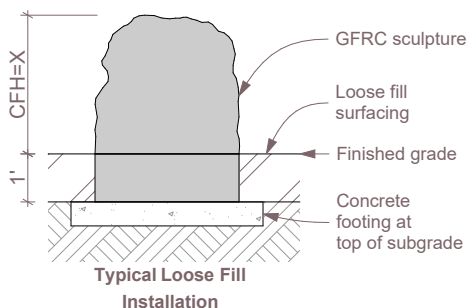
PLAY. CLIMB. EXPLORE.

591 South Boulevard Street  
Gunnison, Colorado 81230  
info@idsculpture.com  
970-641-1747

### PRE-INSTALL CHECKLIST

Please review prior to ordering and installing ID Sculpture products.

- 1. Verify that you have the recommended lifting equipment to unload and install your component, as specified by the installation instructions. Please check the installation instructions for the weight of each component and shipping dimensions.
- 2. Develop a proper plan to access the site and control access prior to opening.
- 3. Call your local utilities to locate any potential existing below grade equipment?
- 4. FOR ALL SCULPTURES: Verify you have accounted for adjustments to the footing depth based on your choice of safety surfacing material. Footing depth must be adjusted to compensate for the depth/thickness requirements of the selected safety surfacing (*see diagrams below*). Layout drawings show the uninstalled dimensions of the component. If you require a modification to a standard component, please notify ID Sculpture when placing your order. *Additional charges may apply.*



\*Critical Fall Height (CFH)

- 5. Verify that you have installed any required footings prior to the arrival of your sculptures. Please note, footings should be allowed to cure for a minimum of 7 days.

#### Important Safety Note:

Please install and maintain adequate protective surfacing under and around your equipment. Never let children play on the equipment before protective surfacing is installed. Please consult ASTM F1487 for more information.

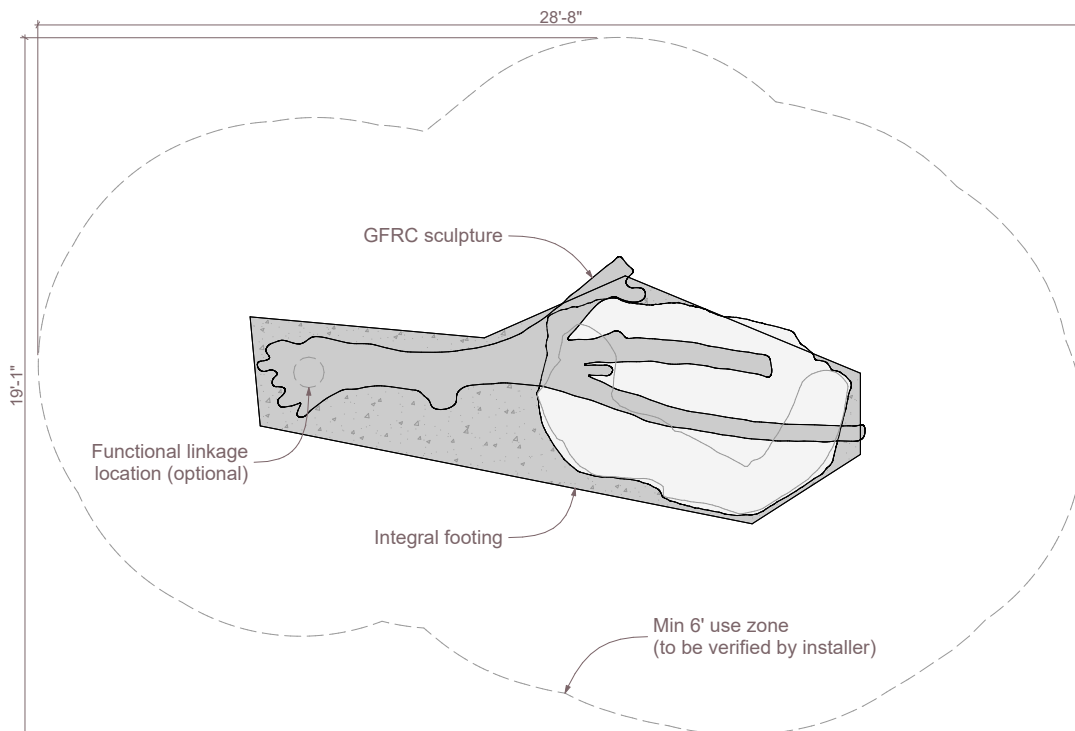
# Installation Instructions

## Timber! (No Net)

Part # AP011N

### Sculpture Installation:

1. Excavate the site 4" below the top of subgrade as per the provided layout drawings.
2. Compact the subgrade beneath the sculpture, level using sand as necessary.
3. Make sure that the heavy duty hoist rings are securely attached to the bolts protruding from the base of the sculpture. Secure the lifting straps to heavy duty hoist rings using the 5/8" shackles and connect to spreader bar (refer to pick diagram).
4. Lift the sculpture using an appropriate reach forklift or crane taking care to equalize the load on straps (this sculpture picks heavy on one end, take care to insure that it picks level by adjusting spreader bar).
5. Set the sculpture in place and verify layout and all use zones as required by ASTM 1487.
6. Remove heavy duty hoist rings.
7. Backfill so the subgrade is level with the top of the integral footing and compact as necessary.
8. Install resilient surfacing material in accordance with layout guidelines and ASTM standards.



Plan

# Installation Instructions

## Timber! (No Net)

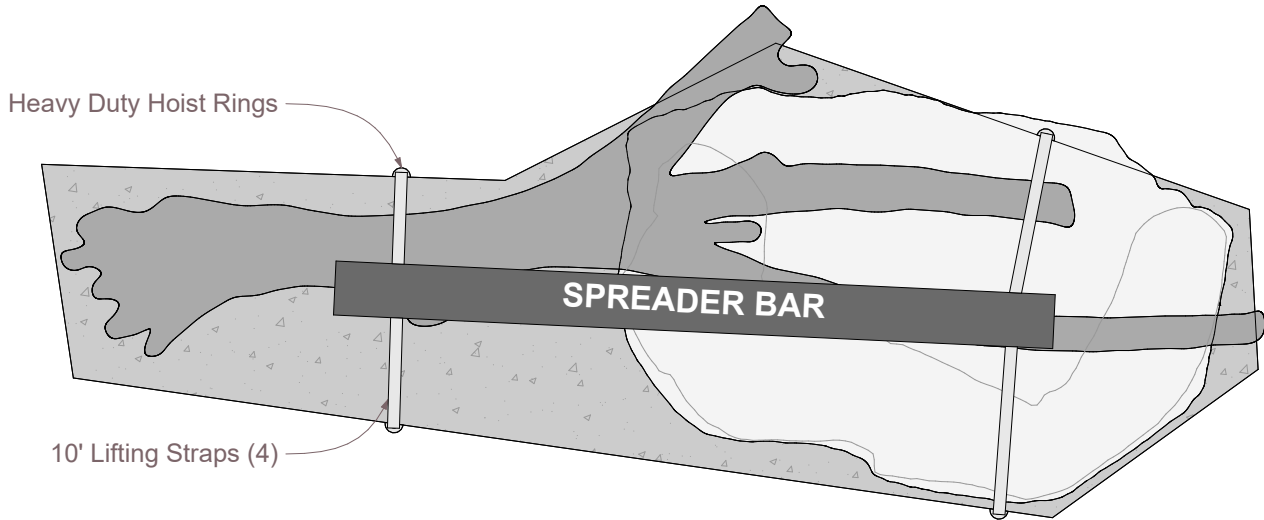
Part # APo11N



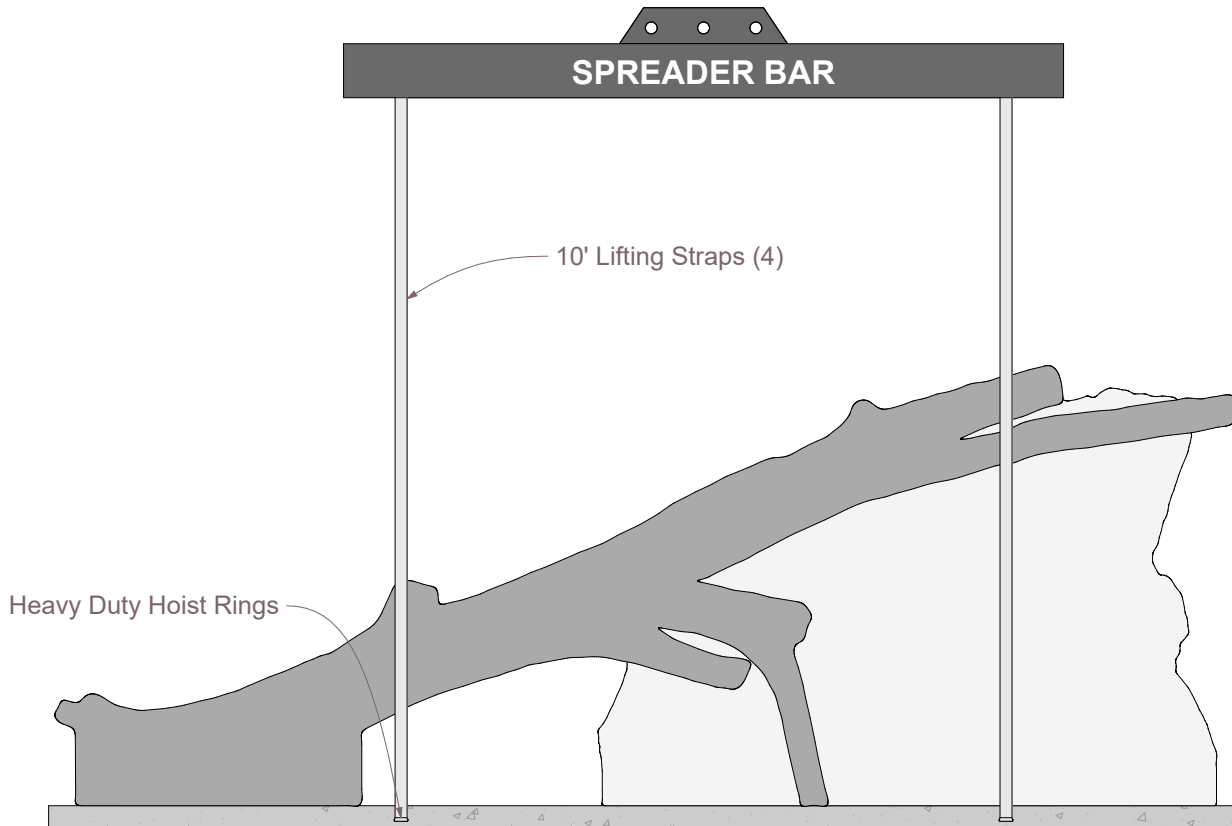
**ID SCULPTURE**

PLAY. CLIMB. EXPLORE.

591 South Boulevard Street  
Gunnison, Colorado 81230  
info@idsculpture.com  
970-641-1747



Pick Diagram - Plan



Pick Diagram - Elevation